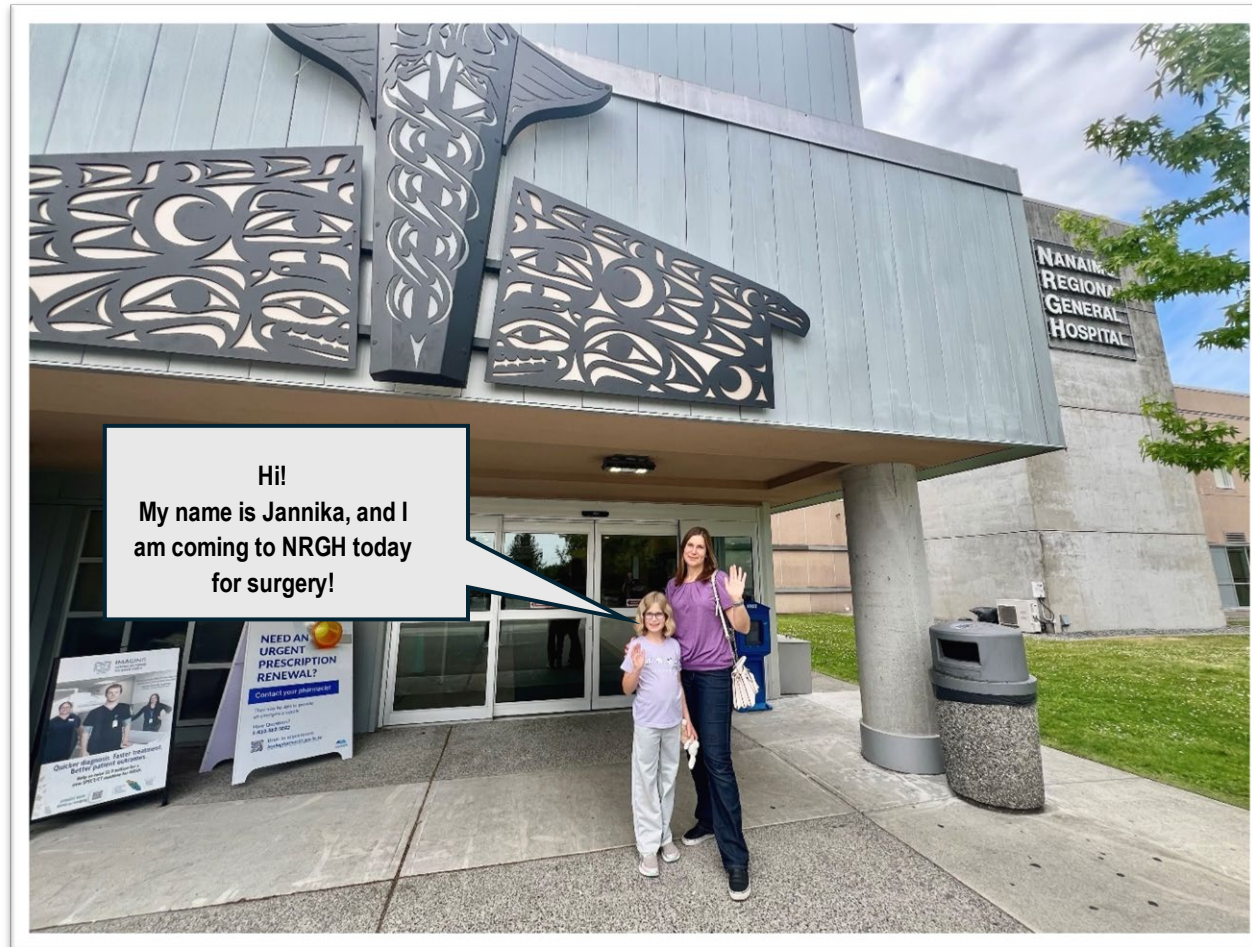




# Going for surgery at NRGH






Check in at **ADMITTING** at main entrance.

- ✓ Pull paper number slip and wait for your number to be called.
- ✓ There is a waiting room off to the right.



Can you spot the difference in the 2 pictures?


Hi! My name is Jaime and I am your admitting clerk. Are you checking in for surgery?



**An admitting clerk will ask your parent (s)/caregiver questions about why you are here and will give you an**

**I.D. BRACELET and FACE SHEET to give to paed's clinic nurse.**





Going up to the second floor...


# Welcome to Paediatrics!


Check in for overnight surgery on our

**INPATIENT UNIT**

Paediatric Ambulatory Health Clinic

Check in for day surgery in our **AMBULATORY CLINIC (PAHC)**





A nurse will give you a **HOSPITAL GOWN** (pajamas) to change into. There is a bathroom next to the waiting room.



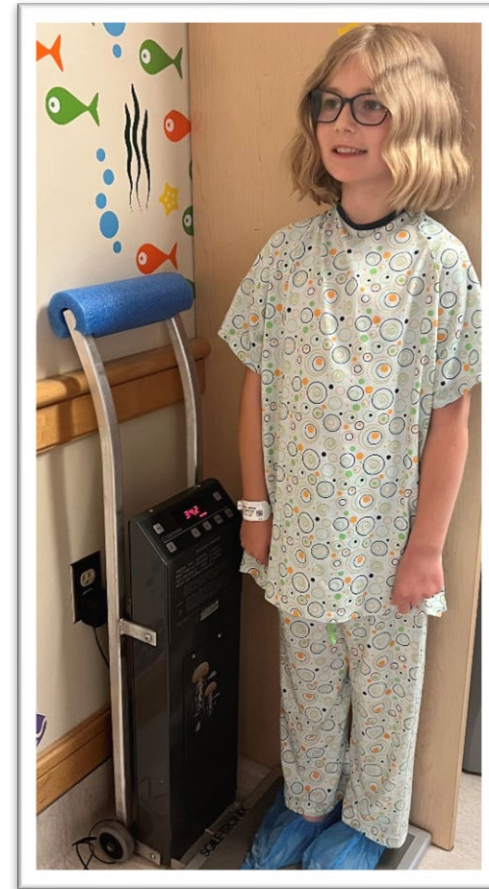
You will read a short **PICTURE BOOK** about “ Going for surgery at NRGH”.

## HEIGHT



**Stand tall with your back against the ruler  
and with your feet on the black foot stickers.**

## WEIGHT



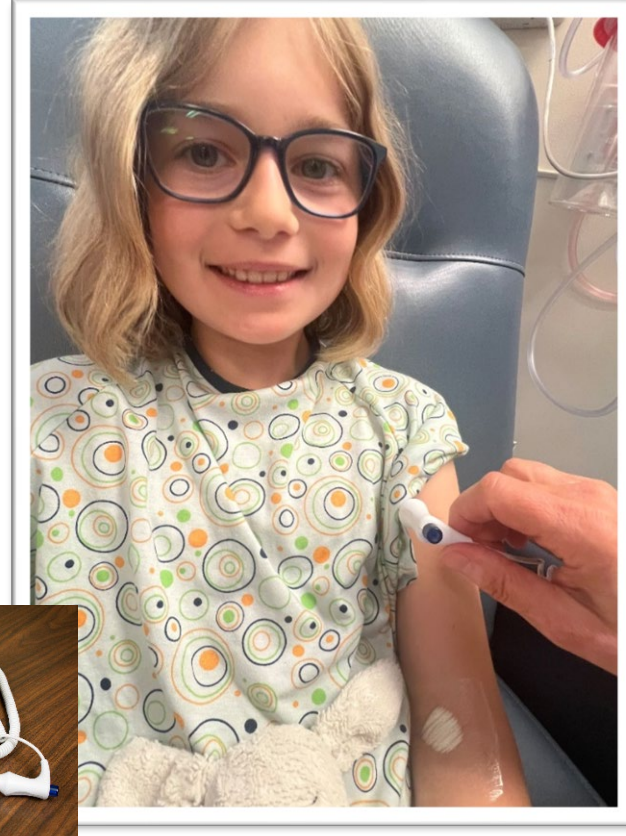
**Stand still on the scale to get a weight.**

A nurse *may or may not* put **NUMBING CREAM** on the inside of elbows and top of hands.



**4** places for numbing cream to work its magic to make the skin numb  
so the poke feels more like pressure than a pinch!





You will have your **TEMPERATURE** checked with thermometer.

The nurse will give you a choice to have it checked under your tongue or under your armpit.



You will have your **BLOOD PRESSURE** checked.

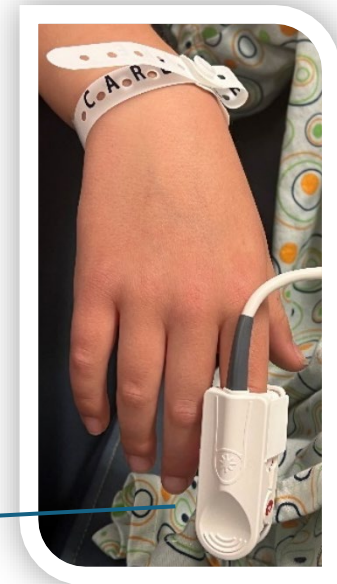
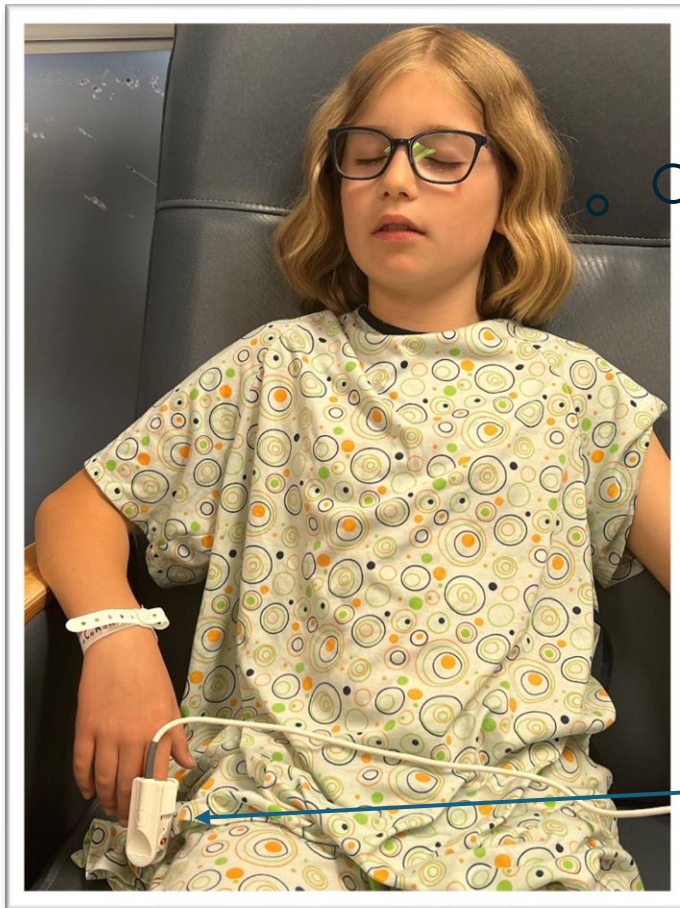
It wraps around your upper arm and feels like a tight hug 😊

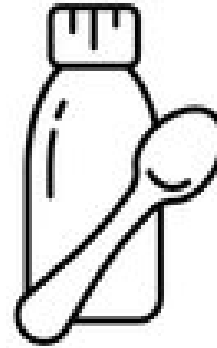
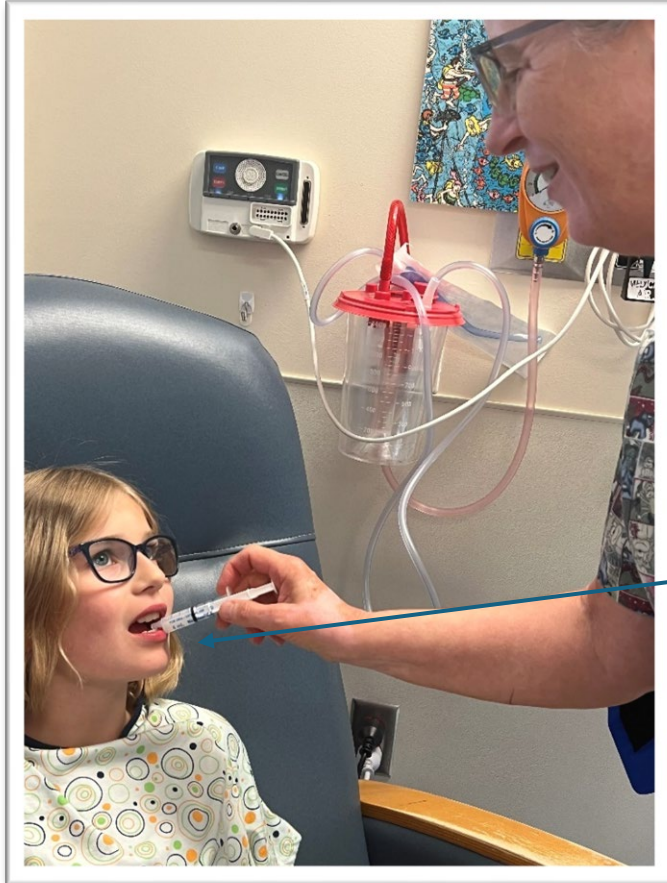


A nurse will place a **STETHOSCOPE** on your heart and your lungs to have a listen.

**Take a deep breath!**

You will have a **PULSE OXIMETER** (finger/toe soft “bed”) placed on your finger to check how well you are breathing and how fast your heart is beating.





You will be given some liquid **MEDICINE** to take by syringe. You can do it! Good job!!

# Meet and Greet with surgical team

Hi! I am your  
anesthesiologist  
(sleep doctor)

Hi! I am your  
surgeon

Hi! I am  
your OR  
nurse



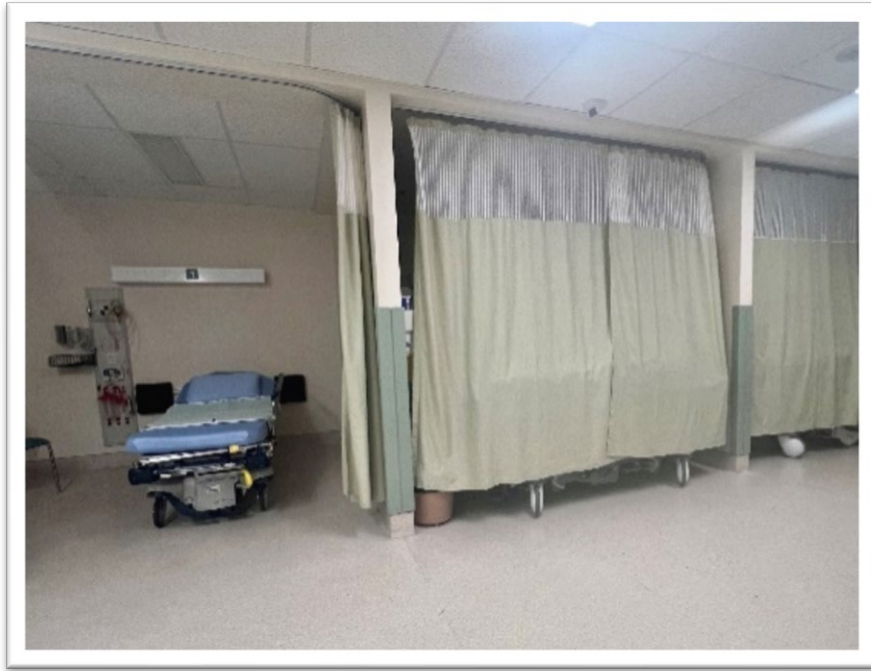
Hi!

My name is Tony and I am your porter. I will take you for a bed ride (or walk) to the O.R.



A **PORTER** will come to pick you up (clinic or inpatient unit) so that they can bring you to the operating room. They are the hospital's "delivery people" who take patients to places they need to go. With porter and a parent, you will walk or go by bed ride (if you have sleepy medicine).


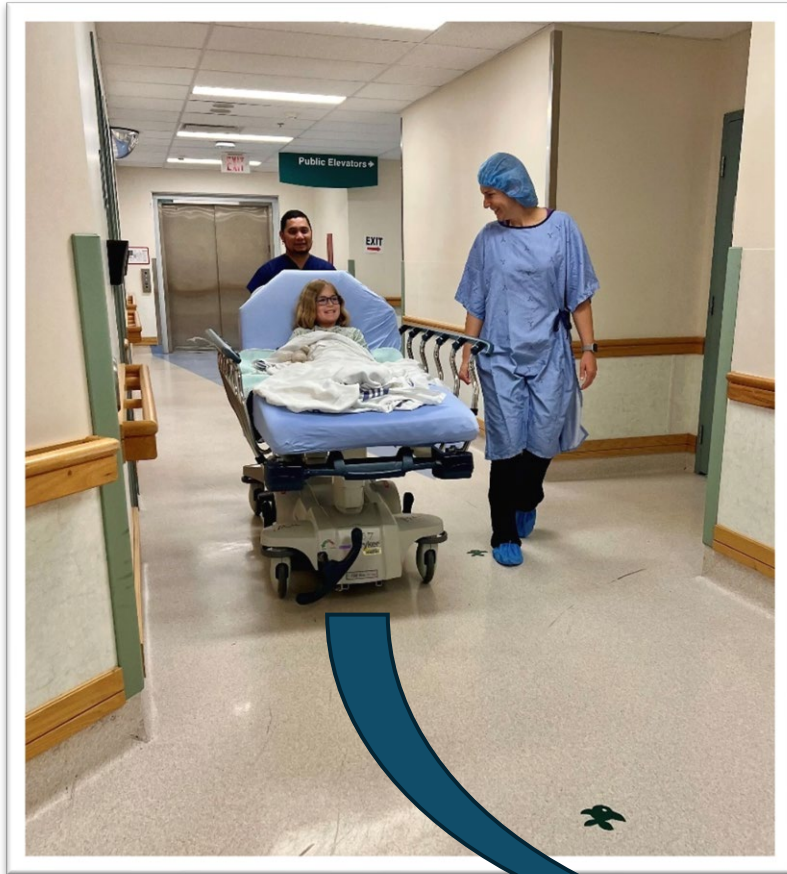
## THE SURGICAL WAITING ROOM



**Your porter will drop you off at the surgical waiting room (OR) if you haven't had sleepy medicine.**

**You will either meet your surgical team here or back in your clinic or sleepover room.**

Ready to go into the operating room. Here we go!!



# I SPY



- 2 big lights
- a hospital bed
- a clock
- an IV pole
- a door
- a stool
- 4 computer monitors
- a yellow cord





3 heart monitor stickers go on my chest (sticky!)




a blood pressure cuff around my arm (loose!)



and pulse oximeter on my big toe (a soft hug!)





**Doctors like to have fun too!**




**Bubbles help me feel less scared.**

**Time to go**



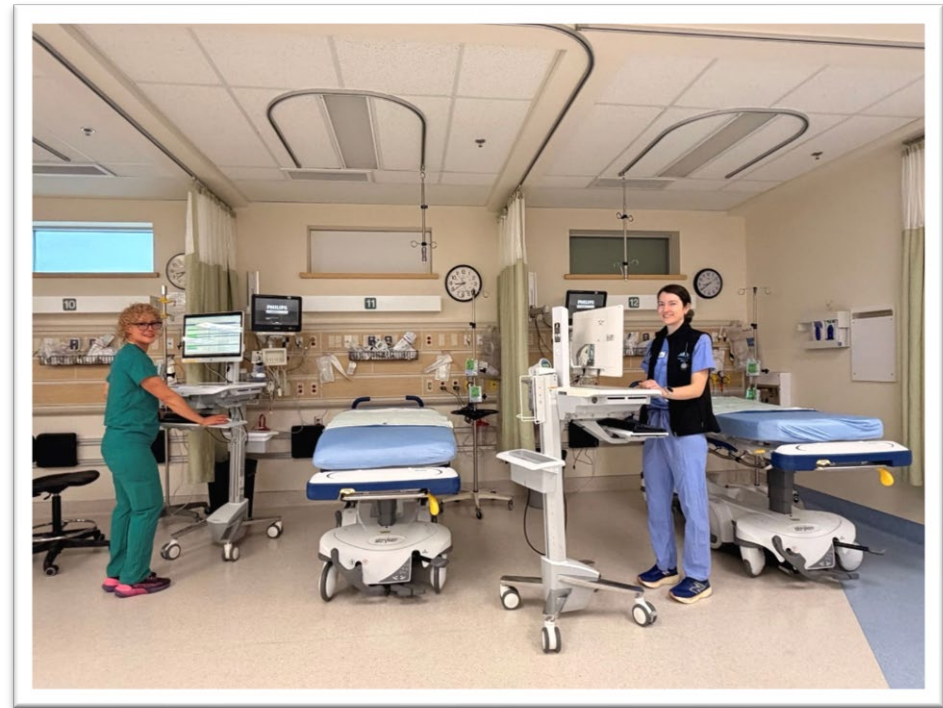
**to sleep!**



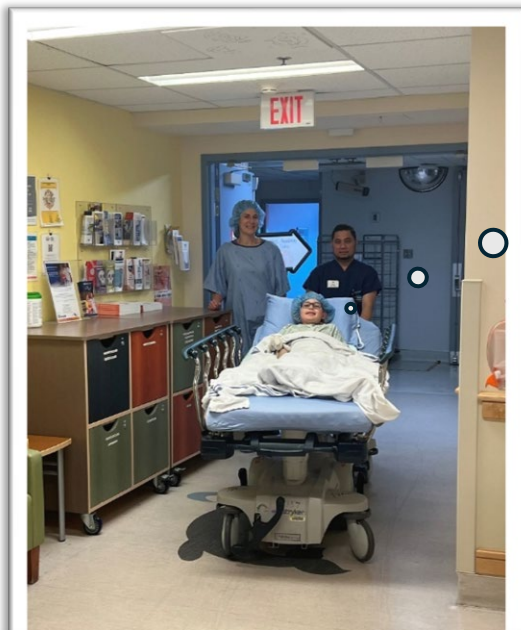


**After surgery you will take a bed ride to the recovery room (PARR).  
Your parent will leave paediatrics to walk down a long hallway (follow the yellow stickers!) They will wait at the green doors for a nurse to let them in.**

# RECOVERY ROOM



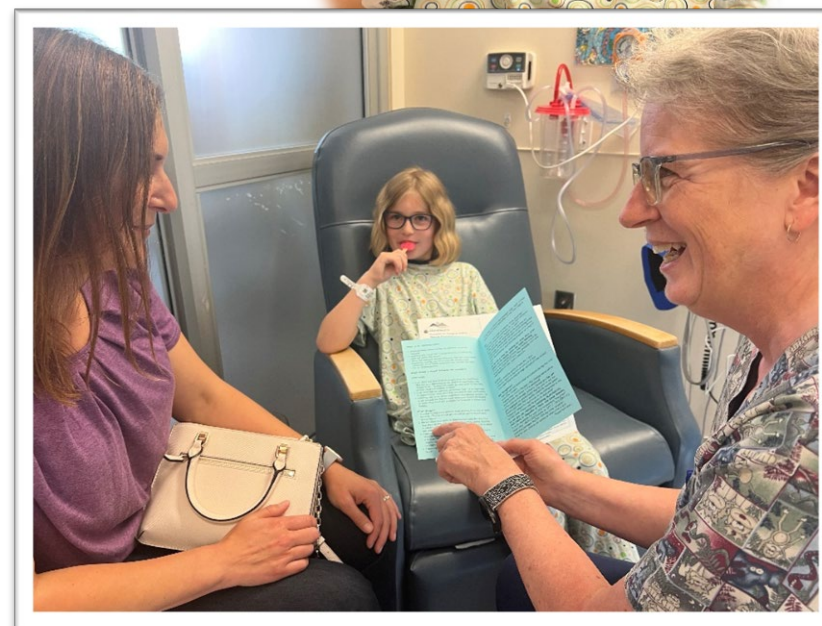
**A nurse will be at your bedside when you wake up. She will ask you how you feel.**



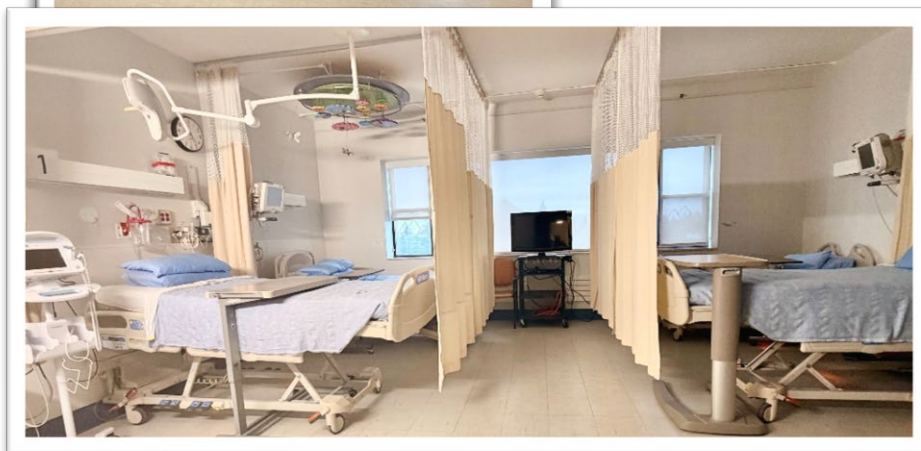
I am SO ready to eat popsicles!!



**INPATIENT SHARED** bathroom



**AMBULATORY DAY CLINIC** for day surgery



**INPATIENT UNIT** for sleepover admission

**Back on paediatrics to eat popsicles and have post op teaching by nurse.**

Before leaving, the nurse will take out your **IV** (little straw **I**n your **V**ein).

In four easy steps!

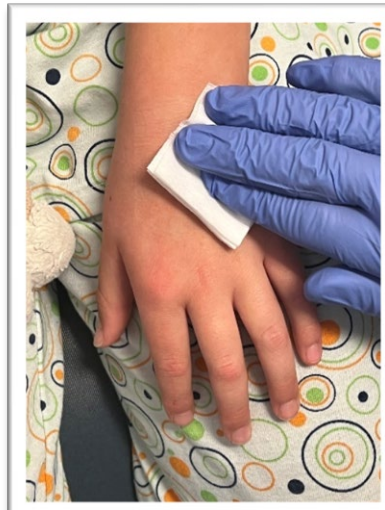
One...



Two...



Three...



Four...



Well done! You did it!

**All done. A wheelchair ride to the car to go home!**



**Thanks for visiting us today on paediatrics.**

**You were a fantastic and brave patient!!**